

### TECHNICAL SUPPORT:

For Technical Support for any Xvision product please contact your local distributor.

### LIMITED WARRANTY:

This product is supplied with a 2 Year warranty. The Warranty excludes products that have been misused, (including accidental damage) and damage caused by normal wear and tear. In the unlikely event that you encounter a problem with this product, it should be returned to the place of purchase.



Manufactured exclusively for:  
**Xvision (Europe) Group,**  
Head Office: London, U.K.  
Email: [info@x-vision.co.uk](mailto:info@x-vision.co.uk)  
Web: [www.x-vision.co.uk](http://www.x-vision.co.uk)



**Model: XV403**  
15m IR with  
3.6mm Lens

**Model: XV406**  
20m IR with  
6.0mm Lens

**Model: XV412**  
25m IR with  
12.0mm Lens

### Before you begin

- Please unpack the box carefully and identify that all the parts are present.

The camera is suitable for outdoor use only. Please bear in mind the following points when choosing a mounting position.

- The camera must be positioned so that it will not point directly into the sun (sunrise and sunset) or any bright light, as this may cause damage to the camera.
- Avoid viewing areas where half the area is in bright sunlight and the other half is dark, such as in the shadow of a building. All types of cameras have difficulty in 'seeing' with such a large lux level variation.
- Do not open the camera housing. This will void the warranty and break the warranty seal inside the camera.
- Do not cut the camera cables, this will void the warranty.
- Make sure you use only the recommended power supply. Damage caused to the camera by incorrect voltage or wiring is not covered by the warranty.

**Model:**  
**XV403/406/412**  
**Colour Digital CCD Day/Night**  
**Camera with 15 to 25 metre IR**

### Mounting Options




Wall  
Mount

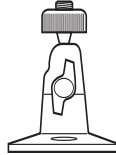


Ceiling  
Mount

## Package Contents

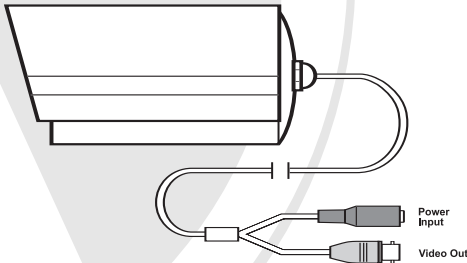


XV403, XV406 or XV412 Camera



Bracket

## Wiring



1. Connect power to the black power jack.
2. Connect video feed to the yellow BNC type connector.
3. Test that the camera is functioning fully before finalising the position of the camera.

## Specification

<b>Model:</b>	<b>XV403/406/412</b>
Picture Type:	Day/Night (B/W & Colour)
Image Sensor:	Sony 1/3" Super HAD CCD
DSP:	Xvision XC1DNE
Resolution:	480TVL
Lens Viewing Angle:	XV403: 78° XV406: 43° XV412: 23°
Infra Red Nightvision:	XV403: 15 metres XV406: 20 metres XV412: 25 metres
Minimum Illumination:	0 Lux/ 0.3 Lux
Audio:	No
Operating Voltage:	12V DC 750mA
Suggested Power Supply:	12V DC 1250mA Regulated
Mounting:	Wall/Ceiling
Weatherproofing	Yes
Dimensions	Ø60x115mm