



Model: **XSD27ZDN**
Colour 550 TVL Speed Dome with
270x Zoom

Before you begin

The Engineers Manual will show you how to remove the camera from inside the speed dome housing and correct the wiring when there is loss of video, power and RS485 control. Damage can be caused to the camera if these instructions are not followed properly.

Please Note: Carrying out this repair without written authorisation from the manufacturer will void the product warranty.

Model:

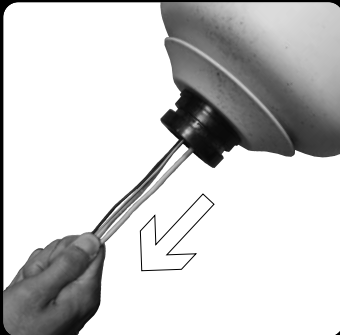
XSD27ZDN
Colour 550 TVL Speed Dome
with 270x Zoom

**ENGINEERS MANUAL FOR LOSS
OF VIDEO, POWER AND RS485**

ENGINEERS MANUAL FOR LOSS OF VIDEO, POWER AND RS485



Thank you for purchasing this Xvision Colour 550TVL Speed Dome.
Please read this Engineers Manual before attempting to repair the fault.



THE FAULT

Loss of Video, Power and RS485 control

THE CAUSE

Excessive pulling of the speed dome cabling during installation


THE FIX

Read below for instructions



STEP 4.

Reattach the terminal connection block. Ensure it has slotted in securely.



STEP 1.

Carefully remove the camera's cover from its base.



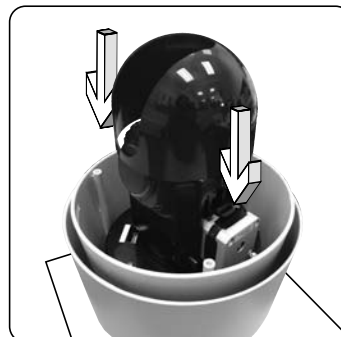
STEP 5.

Fix the camera body and base back down to its original position and secure by re-screwing the fixing screws.



STEP 2.


Unscrew the 4 fixing screws that hold down the camera body and base to the lower casing



STEP 6.

Re-attach the camera's cover ensuring it clicks back into place.

Refer to the XSD27ZDN Product Manual for further installation and operating instructions.



STEP 3.

Carefully lift up the camera base from the casing.

You should see that the terminal connection block has disconnected from its fixture.

TECHNICAL SUPPORT:

For Technical Support for any Xvision product please contact your local distributor.

LIMITED WARRANTY:

This product is supplied with a 1 Year warranty. The Warranty excludes products that have been misused, (including accidental damage) and damage caused by normal wear and tear. In the unlikely event that you encounter a problem with this product, it should be returned to the place of purchase.



Manufactured exclusively for:
Xvision (Europe) Group,
Head Office: London, U.K.
Email: info@x-vision.co.uk
Web: www.x-vision.co.uk