

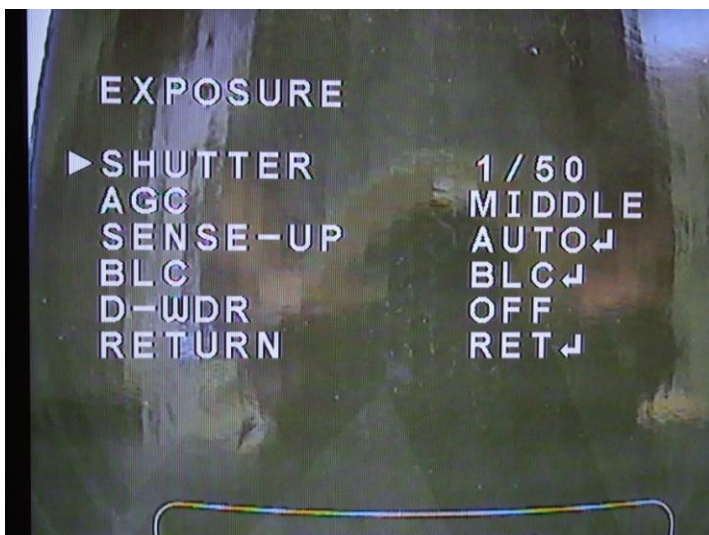
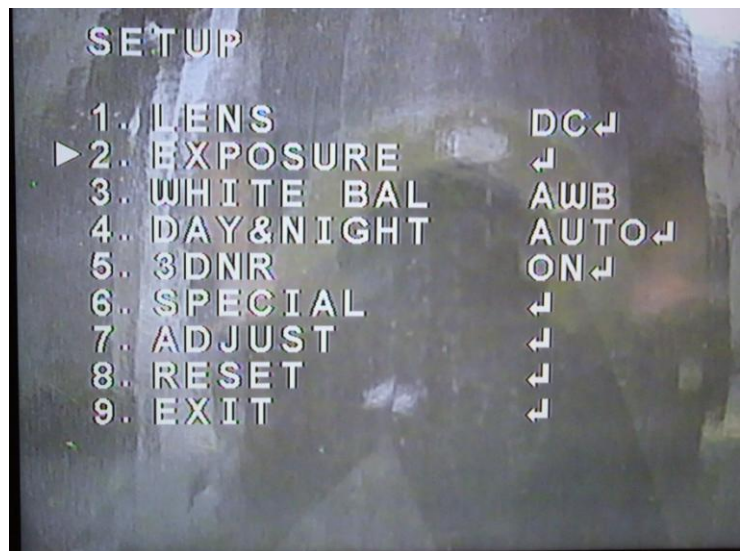
XPD700W Colour Rolling

How to stop the XPD700W colour rolling

Under fluorescent lighting you may find that the colours fluctuate on the XPD700W camera. To fix this issue you just need to enter the menu and change some settings.

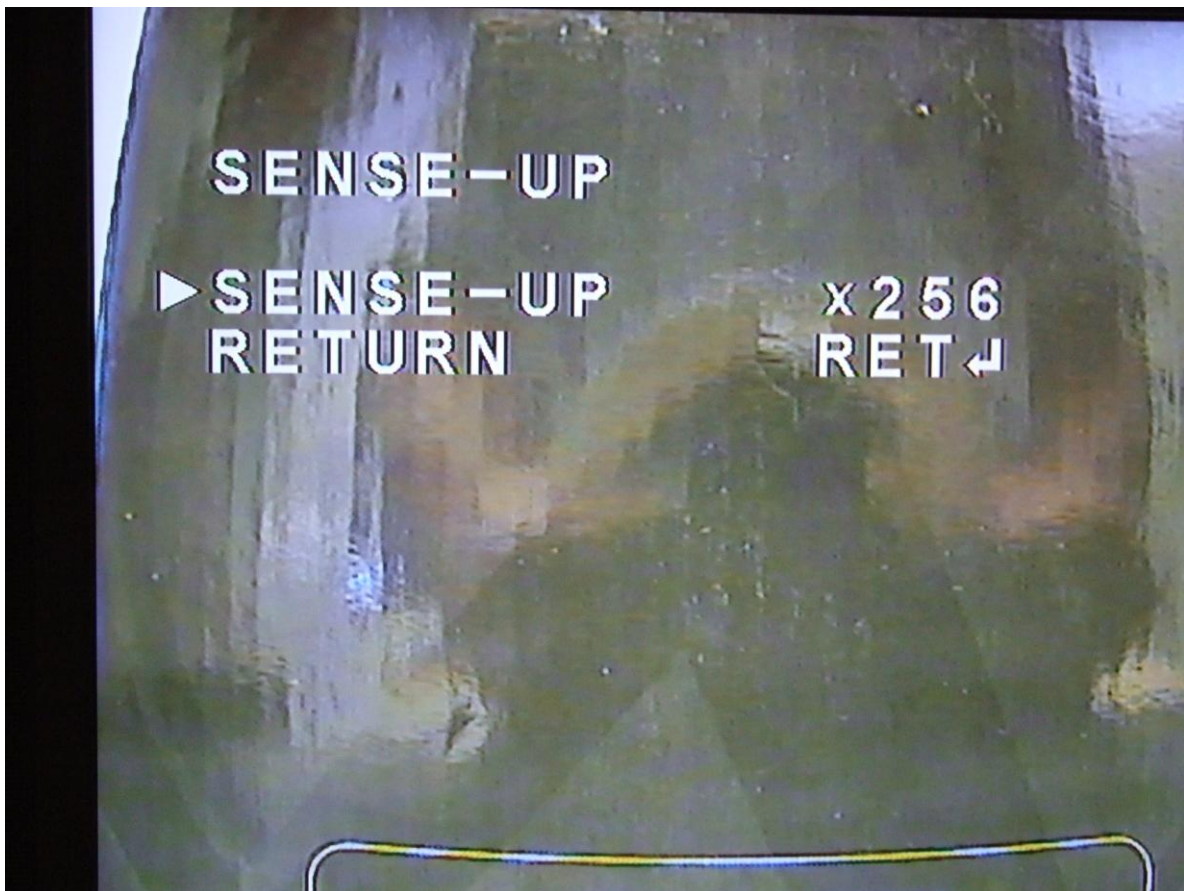
To enter the menu you will need to take the dome off the cover and use the buttons by the camera lens. For more information on this please refer to the main user guide for the camera.

Once you have pressed the menu/enter button you will get the main setup menu:



Use the arrow keys to move the cursor down to EXPOSURE and then press the menu/enter button to go into this menu. From there you will need to use the arrow keys to change the shutter speed to 1/50.

Once you have done this use the arrow keys to go down to the SENSE-UP option and press the menu/enter button to go into this menu. Change the SENSE-UP option to x256 and then confirm this by going down to RETURN and pressing the menu/enter button.



Once you have done this you should find that the image has stopped colour rolling.

If you have any problems or need any assistance please contact our technical line on 0871 222 1430.