


SWC100C

Wireless Indoor CCTV Camera



BEFORE YOU BEGIN

- Please unpack the box carefully and identify that all the parts are present.
- The Camera is suitable for indoor use only.
- Make sure you use the recommended power input. Damage caused to the Camera by incorrect voltage is not covered by the warranty.
- Do not attempt to open the casing to access the Camera. Damage caused to the products by tampering with the casing is not covered by the warranty.
- Ensure the camera is positioned in an area free from dust.
- Do not aim the camera at the sun or similar intense light.
- Avoid installing the camera where there are thick walls, or large obstructions between the Camera(s) and the Receiver as this may reduce the wireless connection.

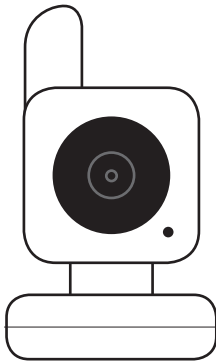
PRODUCT DESCRIPTION

The SWC100C is a complete wireless system designed for home or business monitoring and recording. The system uses the latest interference-free wireless signal for excellent image quality. It is easy to set up and use, requiring only very basic DIY skills to install. The camera is designed to be added to an existing 4-Camera wireless system that includes a compatible wireless receiver (Model: SWC100S or SWC101S).

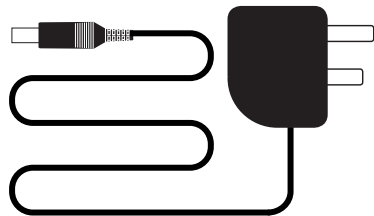
CAMERA FEATURES

- The system uses the latest interference-free wireless signal for excellent image quality.
- Features IR LEDs for up to 5m Night Vision in complete darkness.
- 640 x 480 pixel resolution.
- The camera is designed to be added to an existing 4-Camera wireless system.
- Cameras should be mounted indoors and can be up to 200m from the receiver (through walls & ceilings the wireless range is reduced by 50%).

PACKAGE CONTENTS



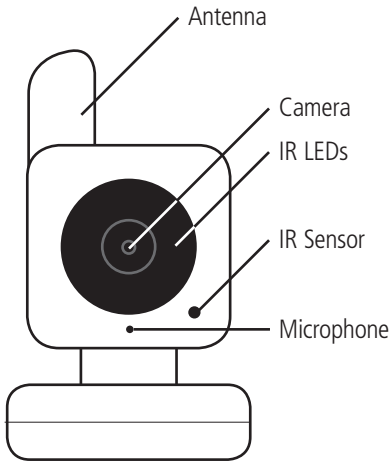
Wireless Camera



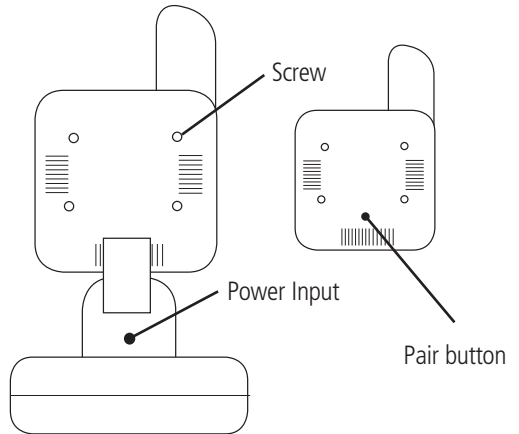
Power Adaptor for Camera

PARTS

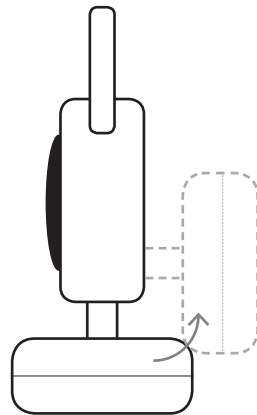
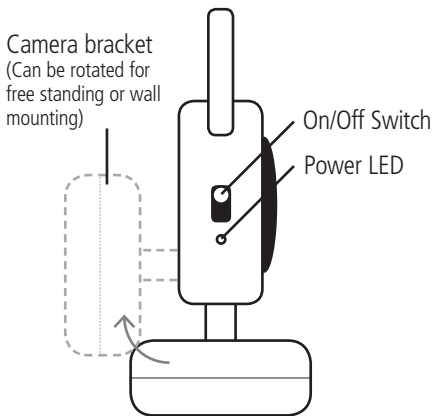
CAMERA FRONT



CAMERA REAR



CAMERA SIDES



SWC100C SPECIFICATIONS

Camera

Image Sensor	1/5" Digital CMOS
Lens	4.9mm
Angle of View	60°
Minimum Illumination	0 Lux (IR on), 2.5 Lux (IR off)
Night Vision	Up to 5 metres
Audio	Yes
Mounting	Wall Mount Internal only
Operating Voltage	9V DC 280mA (IR off), 360mA (IR on)
Power Input	DC Socket
Operating Temperature	-10 to 40°C
Dimensions (WxHxD)	80 x 150 x 150mm

WARRANTY

TECHNICAL SUPPORT

For Technical Support please contact your local distributor.

LIMITED WARRANTY

This product is supplied with a 1 Year warranty. The Warranty excludes products that have been misused (including accidental damage) and damage caused by normal wear and tear. In the unlikely event that you encounter a problem with this product, it should be returned to the place of purchase.

Manufactured exclusively for:



www.smartwitness.com

Smart Witness is a Division of Xvision